

KEEBOX



Quick Installation Guide

Guía de instalación rápida

5-Port Gigabit Ethernet Switch

SGE05

8-Port Gigabit Ethernet Switch

SGE08

Contents

Español	1
1. Antes de iniciar	1
2. Instalación del Hardware	2
3. LED	3
Technical Specifications	4
Troubleshooting	5

Antes de iniciar

Contenidos del Paquete

- SGE05/SGE08
- Guía de instalación rápida
- Adaptador para corriente: SGE05 (5V DC, 1A) / SGE08 (5V DC, 2A)

Requisitos de instalación



- Un PC con adaptador de red instalado correctamente
- Cable de Red CAT-5e o CAT-6
- La superficie debe soportar al menos 1.5 Kg para el conmutador
- El toma de corriente debe estar a 1.82 metros (6 pies) del conmutador
- Inspeccione visualmente el conector de alimentación de corriente DC para comprobar que está conectado al adaptador de corriente
- Compruebe que existe una correcta regulación de la temperatura y una ventilación adecuada alrededor del conmutador
- No coloque objetos pesados encima del conmutador

Instalación del Hardware

1. Conecte el adaptador de alimentación al SGE05/SGE08 y luego a una toma de corriente.




2. Conecte un cable de red RJ-45 CAT 5e o 6 del PC a un puerto Ethernet disponible en el SGE05/SGE08.



SGE05



SGE08



1. Potencia

- Verde : Está encendido.
- Si no está iluminado: Está apagado

2. LINK/ACT

- Verde (Sólido): Conexión para los puertos 1000Mbps
- Verde (Intermitente): La conexión tiene actividad
- Ámbar (Sólido): La conexión para el puerto es de 10/100Mbps
- Ámbar (Intermitente): La conexión tiene actividad
- Si no está iluminado: No se detecta nada en el puerto

3. 100 / 1000

- Verde (Sólido): Conexión para los puertos 1000Mbps
- Ámbar (Sólido): Conexión para los puertos 100Mbps
- Verde/Ámbar (Intermitente): La conexión tiene actividad
- Si no está iluminado: La conexión para el puerto es de 10Mbps o no se detecta nada en el puerto

4. Link/ACT

- Verde (Sólido): Enlace a otro dispositivo
- Verde (Intermitente): La conexión tiene actividad
- Si no está iluminado: No se detecta nada en el puerto

Technical Specifications

	SGE05	SGE08
Standards	IEEE 802.3 10Base-T; IEEE 802.3u 100Base-TX IEEE 802.3ab 1000Base-T; IEEE 802.3x Flow Control	
Network Media	Ethernet: Cat. 3, 4, 5, up to 100m Fast Ethernet: Cat. 5, 5e, up to 100m Gigabit Ethernet: Cat. 5, 5e, 6, up to 100m	
Data Rates	Ethernet: 10Mbps/20Mbps (half/full-duplex) Fast Ethernet: 100Mbps/200Mbps (half/full-duplex) Gigabit Ethernet: 2000Mbps (full-duplex)	
Protocol / Topology	CSMA/CD, Star	
Power Consumption	6.6 Watts	7.4 Watts
Switch Fabric	10Gbps forwarding capacity	16Gbps forwarding capacity
Interface	5 x 10/100/1000Mbps Auto-MDIX RJ-45 ports	8 x 10/100/1000Mbps Auto-MDIX RJ-45 ports
Data RAM Buffer	1024 Kbits	1024 Kbits
Filtering Table	2K entries	4K entries
Diagnostic LED	Power, Link/ACT	Power, Link/ACT, 100/1000
Power	5V DC, 1A	5V DC, 2A
Dimension	115 x 102 x 30mm (4.5 x 4.0 x 1.2in.)	165 x 113 x 30mm (6.5 x 4.5 x 1.2in.)
Weight	160g (5.6oz.)	230g (8.1oz.)
Temperature	Operating: 0° ~ 40° C (32° ~ 104° F) Storage: -10° ~ 70° C (14° ~ 158° F)	
Humidity	Max. 90% (non-condensing)	
Certifications	FCC, CE	

Troubleshooting

1. After connecting the Switch to a power outlet, the LEDs do not turn on.
 1. Check the connection of the power adapter to the SGE05/SGE08 and the power outlet.
 2. Check that the power outlet is receiving power.
2. When I connect a computer to one of the ports on the SGE05, the Link/ACT LED turns on, but I am not getting Gigabit speeds.
 1. Check the LEDs. If the LINK/ACT LED is green, the computer's connection speed is 1000Mbps. If the LINK/ACT LED is amber, the computer's connection speed is 10 or 100Mbps.
 2. Check the Ethernet Cable. Make sure you are using CAT-5e or CAT-6 Ethernet Cables. Some CAT-5 cables are not rated to run in Gigabit.
 3. Make sure that you have a Gigabit Ethernet Adapter installed on your computer.
3. When I connect a computer to one of the ports on the SGE08, the Link/ACT LED turns on, but I am not getting Gigabit speeds.
 1. Check the LEDs. If the 100/1000Mbps LED is green, the computer's connection speed is 1000Mbps. If the 100/1000Mbps LED is amber, the computer's connection speed is 100Mbps. If the 100/1000Mbps LED is off, the computer's connection speed is 10Mbps.
 2. Check the Ethernet Cable. Make sure you are using CAT-5e or CAT-6 Ethernet Cables. Some CAT-5 cables are not rated to run in Gigabit.
 3. Make sure that you have a Gigabit Ethernet Adapter installed on your computer.
4. After I connect my computers to the Switch, I am unable to share files.
 1. Check the LEDs on the Switch. Make sure the LINK/ACT LED is on.
 2. Check the network cable. The minimum length of the cable is 1.5 meters and the maximum length of the cable is 100 meters.
 3. Disable any software firewall program.
 4. Verify that you have file sharing enabled. Please contact your Operating System support for more information.
5. After I connect my computers to the Switch, I can only get onto the Internet from one computer.

The Switch was not designed to share Internet between multiple computers. You need to get an Internet router.
6. After I connect my computers to the Switch, I can only get onto the Internet from one computer.

Since all the ports on the Switch are Auto-MDIX, any of the ports can be used as an uplink port.

If you still encounter problems or have any questions regarding the SGE05/SGE08 please contact KEEBOX technical support.

Limited Warranty

KEEBOX warrants its products against defects in material and workmanship, under normal use and service, for the following lengths of time from the date of purchase.

SGE05/SGE08 – 1 Year Warranty AC/DC Power Adapter, Cooling Fan, and Power Supply carry a 1 year warranty

If a product does not operate as warranted during the applicable warranty period, KEEBOX shall reserve the right, at its expense, to repair or replace the defective product or part and deliver an equivalent product or part to the customer. The repair/replacement unit's warranty continues from the original date of purchase. All products that are replaced become the property of KEEBOX. Replacement products may be new or reconditioned. KEEBOX does not issue refunds or credit. Please contact the point-of-purchase for their return policies.

KEEBOX shall not be responsible for any software, firmware, information, or memory data of customer contained in, stored on, or integrated with any products returned to KEEBOX pursuant to any warranty.

There are no user serviceable parts inside the product. Do not remove or attempt to service the product by any unauthorized service center. This warranty is voided if (i) the product has been modified or repaired by any unauthorized service center, (ii) the product was subject to accident, abuse, or improper use (iii) the product was subject to conditions more severe than those specified in the manual.

Warranty service may be obtained by contacting KEEBOX within the applicable warranty period and providing a copy of the dated proof of the purchase. Upon proper submission of required documentation a Return Material Authorization (RMA) number will be issued. An RMA number is required in order to initiate warranty service support for all KEEBOX products. Products that are sent to KEEBOX for RMA service must have the RMA number marked on the outside of return packages and sent to KEEBOX prepaid, insured and packaged appropriately for safe shipment. Customers shipping from outside of the USA and Canada are responsible for return shipping fees. Customers shipping from outside of the USA are responsible for custom charges, including but not limited to, duty, tax, and other fees.

WARRANTIES EXCLUSIVE: IF THE KEEBOX PRODUCT DOES NOT OPERATE AS WARRANTED ABOVE, THE CUSTOMER'S SOLE REMEDY SHALL BE, AT KEEBOX'S OPTION, REPAIR OR REPLACE. THE FOREGOING WARRANTIES AND REMEDIES ARE EXCLUSIVE AND ARE IN LIEU OF ALL OTHER WARRANTIES, EXPRESSED OR IMPLIED, EITHER IN FACT OR BY OPERATION OF LAW, STATUTORY OR OTHERWISE, INCLUDING WARRANTIES OF MERCHANTABILITY AND FITNESS FOR A PARTICULAR PURPOSE. KEEBOX NEITHER ASSUMES NOR AUTHORIZES ANY OTHER PERSON TO ASSUME FOR IT ANY OTHER LIABILITY IN CONNECTION WITH THE SALE, INSTALLATION MAINTENANCE OR USE OF KEEBOX'S PRODUCTS.

KEEBOX SHALL NOT BE LIABLE UNDER THIS WARRANTY IF ITS TESTING AND EXAMINATION DISCLOSE THAT THE ALLEGED DEFECT IN THE PRODUCT DOES NOT EXIST OR WAS CAUSED BY CUSTOMER'S OR ANY THIRD PERSON'S MISUSE, NEGLIGENCE, IMPROPER INSTALLATION OR TESTING, UNAUTHORIZED ATTEMPTS TO REPAIR OR MODIFY, OR ANY OTHER CAUSE BEYOND THE RANGE OF THE INTENDED USE, OR BY ACCIDENT, FIRE, LIGHTNING, OR OTHER HAZARD.

LIMITATION OF LIABILITY: TO THE FULL EXTENT ALLOWED BY LAW KEEBOX ALSO EXCLUDES FOR ITSELF AND ITS SUPPLIERS ANY LIABILITY, WHETHER BASED IN CONTRACT OR TORT (INCLUDING NEGLIGENCE), FOR INCIDENTAL, CONSEQUENTIAL, INDIRECT, SPECIAL, OR PUNITIVE DAMAGES OF ANY KIND, OR FOR LOSS OF REVENUE OR PROFITS, LOSS OF BUSINESS, LOSS OF INFORMATION OR DATE, OR OTHER FINANCIAL LOSS ARISING OUT OF OR IN CONNECTION WITH THE SALE, INSTALLATION, MAINTENANCE, USE, PERFORMANCE, FAILURE, OR INTERRUPTION OF THE POSSIBILITY OF SUCH DAMAGES, AND LIMITS ITS LIABILITY TO REPAIR, REPLACEMENT, OR REFUND OF THE PURCHASE PRICE PAID, AT KEEBOX'S OPTION. THIS DISCLAIMER OF LIABILITY FOR DAMAGES WILL NOT BE AFFECTED IF ANY REMEDY PROVIDED HEREIN SHALL FAIL OF ITS ESSENTIAL PURPOSE.

Governing Law: This Limited Warranty shall be governed by the laws of the state of California.

Some KEEBOX products include software code written by third party developers. These codes are subject to the GNU General Public License ("GPL") or GNU Lesser General Public License ("LGPL").

Go to <http://www.KEEBOX.com/gpl> or <http://www.KEEBOX.com> Download section and look for the desired KEEBOX product to access to the GPL Code or LGPL Code. These codes are distributed WITHOUT WARRANTY and are subject to the copyrights of the developers. KEEBOX does not provide technical support for these codes. Please go to <http://www.gnu.org/licenses/gpl.txt> or <http://www.gnu.org/licenses/lgpl.txt> for specific terms of each license.

Certifications

This equipment has been tested and found to comply with FCC and CE Rules.

Operation is subject to the following two conditions:

- (1) This device may not cause harmful interference.
- (2) This device must accept any interference received. Including interference that may cause undesired operation.



Waste electrical and electronic products must not be disposed of with household waste. Please recycle where facilities exist. Check with you Local Authority or Retailer for recycling advice.



NOTE: THE MANUFACTURER IS NOT RESPONSIBLE FOR ANY RADIO OR TV INTERFERENCE CAUSED BY UNAUTHORIZED MODIFICATIONS TO THIS EQUIPMENT. SUCH MODIFICATIONS COULD VOID THE USER'S AUTHORITY TO OPERATE THE EQUIPMENT.

ADVERTENCIA

En todos nuestros equipos se mencionan claramente las características del adaptador de alimentación necesario para su funcionamiento. El uso de un adaptador distinto al mencionado puede producir daños físicos y/o daños al equipo conectado. El adaptador de alimentación debe operar con voltaje y frecuencia de la energía eléctrica domiciliar existente en el país o zona de instalación.

KEEBOX